

4

3

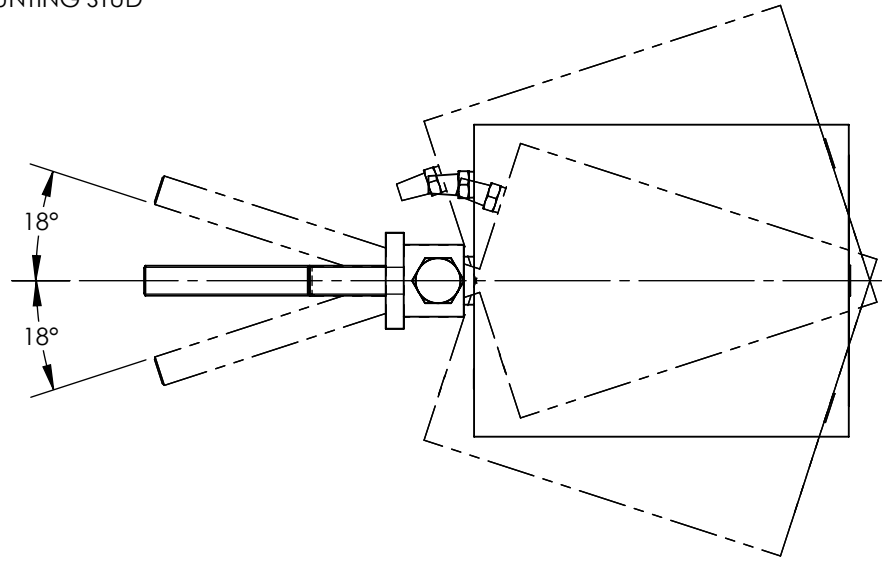
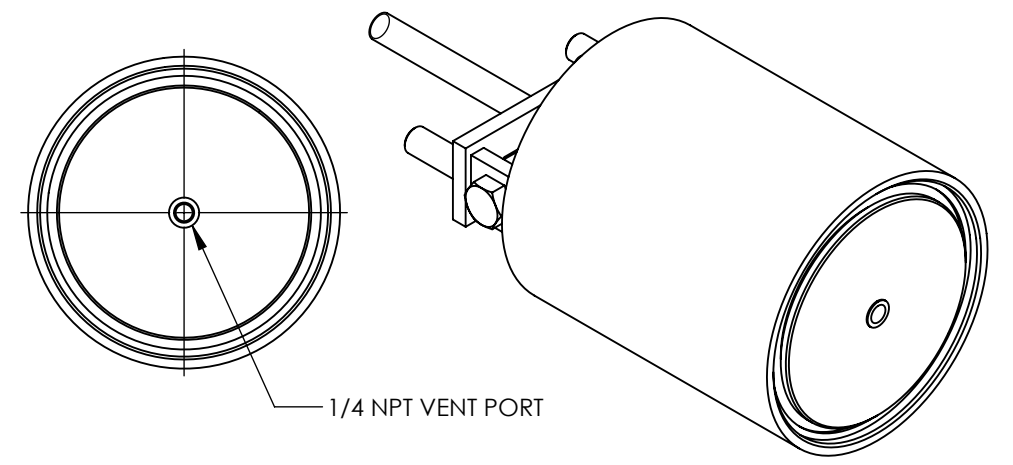
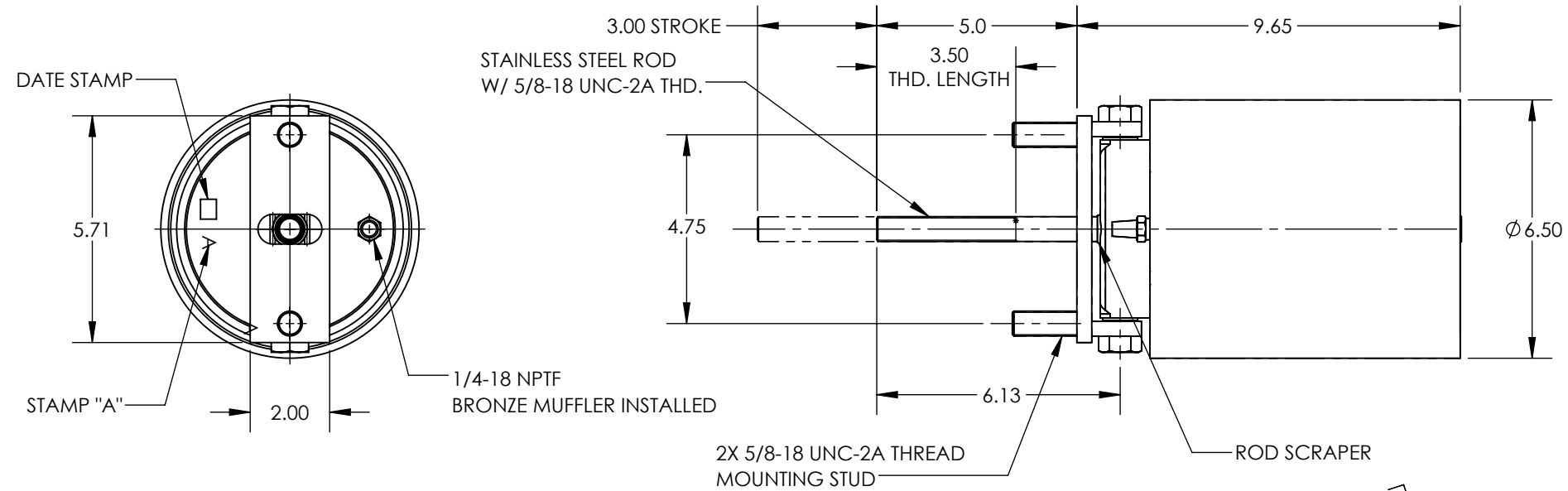
2

1

NOTES:

- 1. APPLICABLE STANDARDS/SPECIFICATIONS:
ASME Y14.5M-1994, DIMENSIONING AND TOLERANCING
ASME Y14.38-1999, ABBREVIATIONS
- 2. COMPONENT OR ITEM TO BE COMPLIANT WITH THE MOST CURRENT REVISION OF THE RoHS / Wee DIRECTIVE FOR THE REDUCTION OF HAZARDOUS SUBSTANCES AND MATERIALS.
- 3. NON-REPAIRABLE
- 4. SPRING LOAD AT ZERO STROKE = 1200 lbs.

REV	DATE	EC #	ZONE	DESCRIPTION	DRAWN	CKD
A	2003-09-05			ORIGINATED	DC	
A1	2003-09-11			5/8-18 WAS 5/8-11, 11.50 WAS 11.41	DC	
C	2004-04-20			UPDATED FOR 6" BORE	DC	
C1	2004-11-04			90 WAS 70 psi, 1100 WAS 90 LBS	DC	
C2	2005-04-06			9.18 WAS 9.68, 95 WAS 90, 1200 WAS 1100	DC	
D	2005-07-13			UPDATED DESIGN ADDED .50" TO LENGTH	DC	
D1	2007-02-26	1067		3.50 WAS 3.00	DC	
D2	2012-05-24			DATE STAMP, LETTER CODE	AJ	
D3	2014-10-08			ADDED COMPRESSION FITTING	IW	
E	2017-08-31			SOLIDWORKS RELEASE	JMA	
E1	2020-07-04			REDRAWN IN SOILDWORKS	NR	



FUNCTION	PNEUMATIC CYLINDER TAIL GATE SINGLE ACTING
MECHANICAL MATERIALS	1/4" WALL ALUMINUM TUBE, STEEL CONSTRUCTION TRUNNION BRACKET W/ OIL LIGHT BUSHINGS & SS PINS, OIL LIGHT ROD BEARING
SEALS	LOW TEMP. NITRILE, LOW COMP. SET POLYURETHANE
FASTENERS	STAINLESS STEEL
MTG STYLE	MOUNTING STUDS
ASSY LUBRICATION	HEAVY TRANSPORT SILICONE
FLOW	N/A
TEMP	-40 TO 180°F
FILTRATION	40 MICRON RECOMMENDED
SYSTEM LUBRICATION REQ'D	N/A
PRESSURE RANGE	MIN: 95 PSI MAX: 150 psi PILOT: NA
LEAK	< 50sccm @ 120 psi
ELECTRICAL VOLTAGE	N/A
CURRENT	N/A

CUSTOMER PRINT

NOTE: PART MUST BE CLEAN AND BURR FREE
MFG TOLERANCES UNLESS OTHERWISE NOTED:
ALL UNITS ARE INCHES
(2) DECIMAL PLACES: ±.01
(3) DECIMAL PLACES: ±.005
ANGLES: ±.5°
BREAK ALL EDGES .005/.015 X 45°
MACHINED SURFACES TO BE 63 RMS
CRITICAL CHARACTERISTIC - CONTROL PLAN REQUIRED

AIRman PRODUCTS

CONFIDENTIAL: THIS DRAWING OR ANY PART THEREOF IS PROPRIETARY AND MAY NOT BE REPRODUCED OR COPIED WITHOUT WRITTEN CONSENT OF AIRMAN PRODUCTS

Third Angle Projection

DRAWN BY	NR	DESCRIPTION
DRAWN DATE	2020-07-04	CYLINDER, TAIL-A-GATER, 6.0 X 3.0 STROKE
DRAWING SIZE	B	PART NUMBER
MATERIAL	SEE NOTES	B3000-259-H-5
SCALE	1:4	
SHEET #	1 OF 1	

4

3

2

1

A

A

B

B