

4

3

2

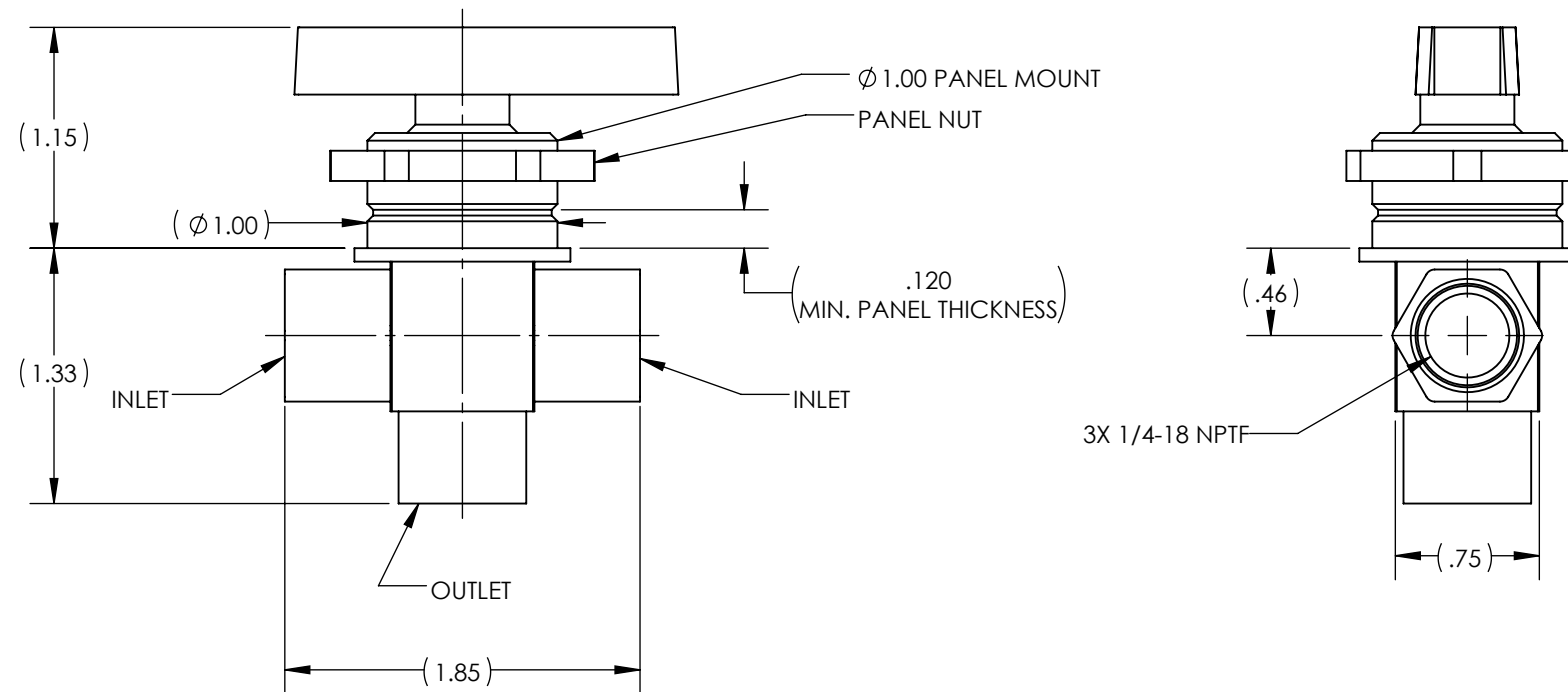
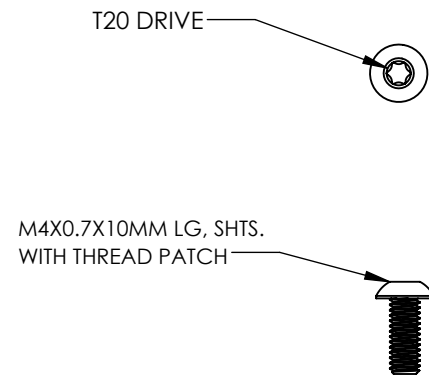
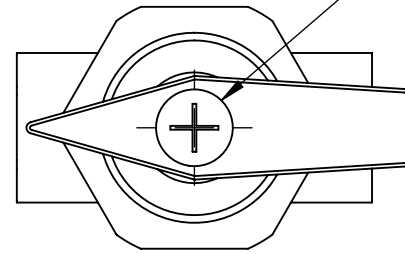
1

NOTES:

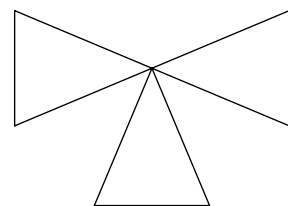
- 1. APPLICABLE STANDARDS/SPECIFICATIONS:
ASME Y14.5M-1994, DIMENSIONING AND TOLERANCING
ASME Y14.38-1999, ABBREVIATIONS
- 2. COMPONENT OR ITEM TO BE COMPLIANT WITH THE MOST CURRENT REVISION OF THE RoHS / Wee DIRECTIVE FOR THE REDUCTION OF HAZARDOUS SUBSTANCES AND MATERIALS.
- 3. MATERIAL: 360 BRASS BODY, HARD CHROME STAINLESS STEEL BALL WITH BUNA-N SEALS AND PTFE SEATS.
- 4. ITEMS PLACED IN BAG. BAG IS SEALED AND LABELED.

| REV | DATE | EC # | ZONE | DESCRIPTION | DRAWN | CKD |
|-----|------------|------|------|---------------|-------|-----|
| A | 2018-09-14 | | | ORIGINATED | MJO | CED |
| B | 2018-11-14 | 2131 | | CHANGED SCREW | MJO | CED |

DURING INSTALLATION:
REMOVE AND DISCARD SCREW.
REPLACE WITH SCREW PROVIDED IN KIT.
TORQUE TO 5.0±0.5 IN-LBS.



FLOW SCHEMATIC



CUSTOMER PRINT

NOTE: PART MUST BE CLEAN AND BURR FREE
MFG TOLERANCES UNLESS OTHERWISE NOTED:
 ALL UNITS ARE INCHES
 (2) DECIMAL PLACES: ±.01
 (3) DECIMAL PLACES: ±.005
 ANGLES: ±.5°
 BREAK ALL EDGES .005/.015 X 45°
 MACHINED SURFACES TO BE 63 RMS
 CRITICAL CHARACTERISTIC - CONTROL PLAN REQUIRED

CONFIDENTIAL: THIS DRAWING OR ANY PART THEREOF IS PROPRIETARY AND MAY NOT BE REPRODUCED OR COPIED WITHOUT WRITTEN CONSENT OF AIRMAN PRODUCTS

| | | |
|--------------|-----------|---------------------------------------|
| DRAWN BY | MJO | DESCRIPTION |
| DRAWN DATE | 09-18-18 | BV, 3 WAY, 1" PNL MT WITH PATCHED SCR |
| DRAWING SIZE | B | |
| MATERIAL | SEE NOTES | PART NUMBER |
| SCALE | 1:1 | K1100-330 |
| SHEET # | 1 OF 1 | |

4

3

2

1