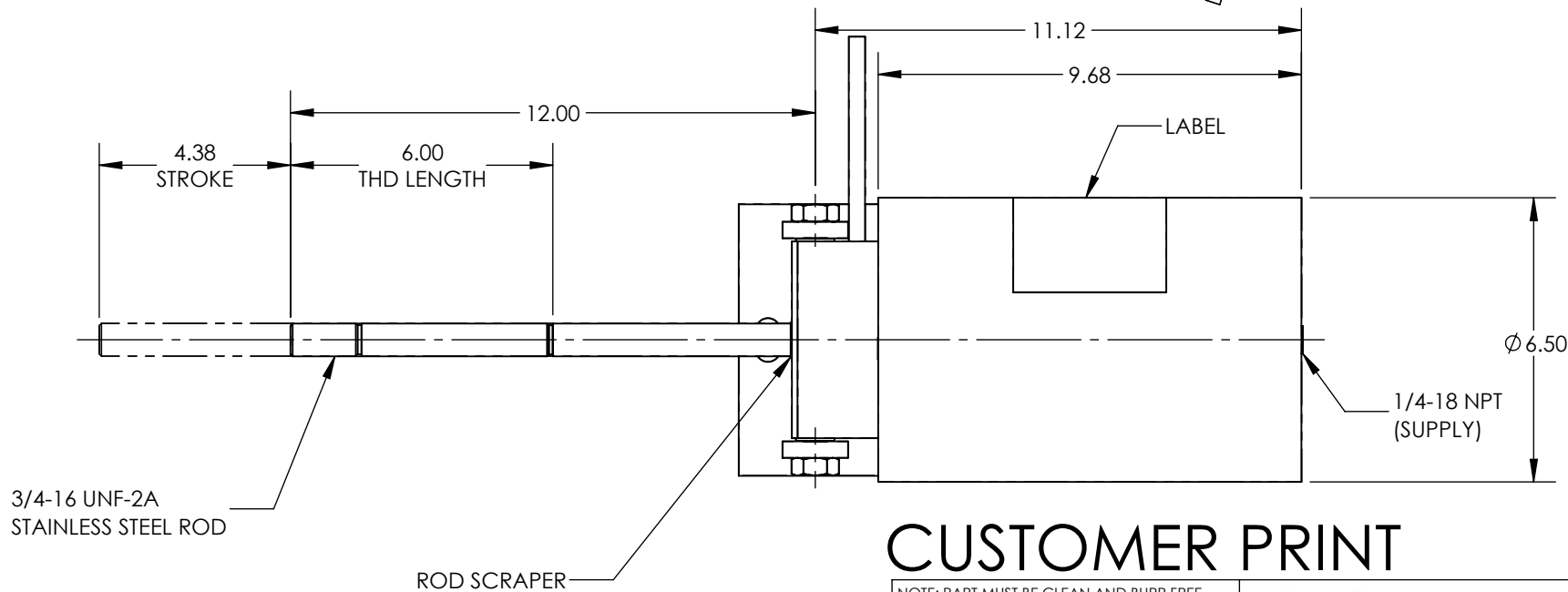
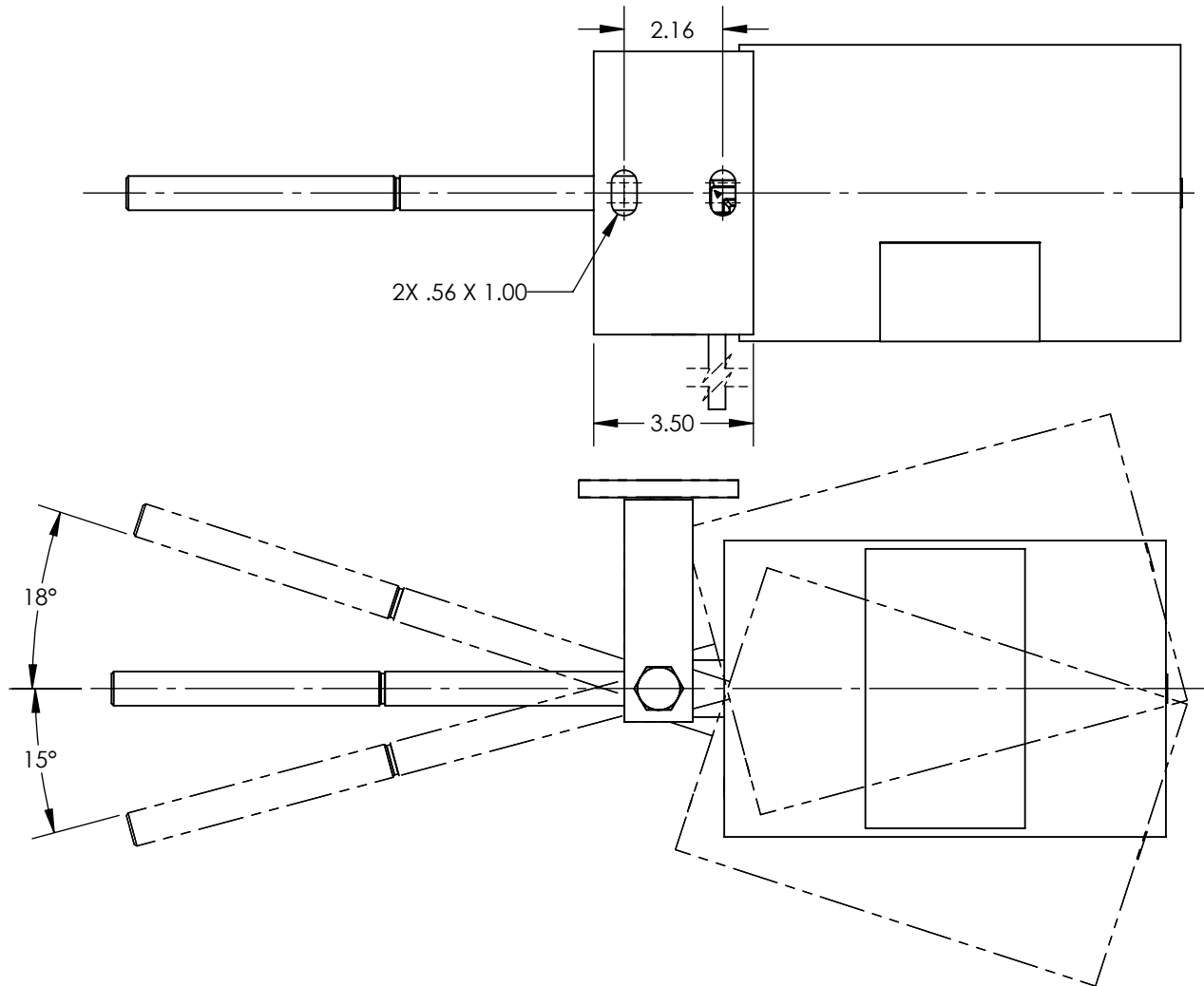
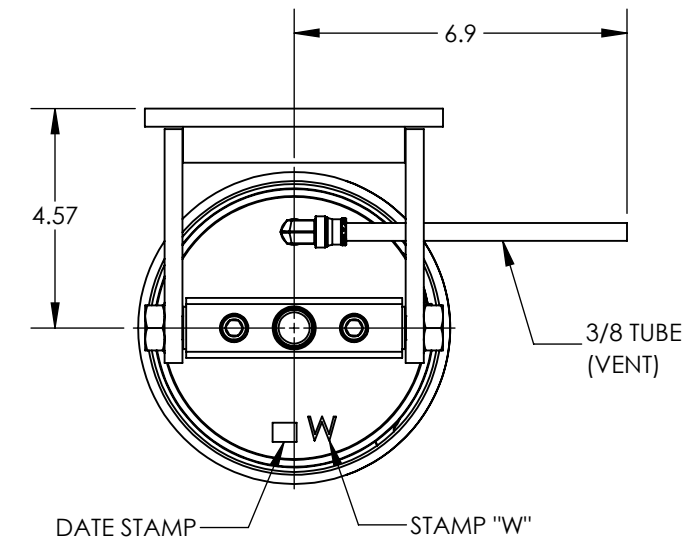


- NOTES:
1. APPLICABLE STANDARDS/SPECIFICATIONS:
ASME Y14.5M-1994, DIMENSIONING AND TOLERANCING
ASME Y14.38-1999, ABBREVIATIONS
 2. COMPONENT OR ITEM TO BE COMPLIANT WITH THE MOST
CURRENT REVISION OF THE RoHS / Wee DIRECTIVE FOR
THE REDUCTION OF HAZARDOUS SUBSTANCES AND
MATERIALS.
 3. MOUNTING BRACKET AND SPRING LOAD TO MATCH
MGM P/N R5AHD.

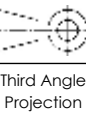


REV	DATE	EC #	DESCRIPTION	DRAWN	CKD
A	2006-11-27		ORIGINATED	DC	
A1	2007-01-18	1067	3.50 WAS 3.00	DC	
A2	2007-04-27	1081	6.00 WAS 3.50	DC	
A3	2012-05-24		DATE STAMP, LETTER CODE	AJ	
A4	2014-10-08		ADDED COMPRESSION FITTING	IW	
B	2022-09-27	2320	REMOVED EPOXY	CED	
C	2023-01-04	2321	REDRAWN IN SW, ADDED 1900-620	NR	CED
C1	2025-09-08		THREAD CALLOUT CORRECTED	NAS	CED
D	2025-09-15	2444	FITTING CONVERTED TO PUSH-TO-CONNECT	NR	CED

FUNCTION	PNEUMATIC CYLINDER TAIL GATE DOUBLE ACTING	
MECHANICAL MATERIALS	1/4" WALL ALUMINUM TUBE, STEEL CONSTRUCTION TRUNNION BRACKET WITH OIL LIGHT BUSHINGS AND STAINLESS STEEL PINS, OIL LIGHT ROD BEARING	
SEALS	LOW TEMP. NITRILE, LOW COMP. SET POLYURETHANE	
FASTENERS	STAINLESS STEEL	
MTG STYLE	SIDE MOUNTING BRACKET	
ASSY LUBRICATION	HEAVY TRANSPORT SILICONE	
TEMP	-40 TO 180°F	
FILTRATION	40 MICRON RECOMMENDED	
PRESSURE RANGE	MIN: 95 PSI MAX: 150 PSI	
LEAK	< 50 SCCM @120 PSI	

CUSTOMER PRINT

NOTE: PART MUST BE CLEAN AND BURR FREE
MFG TOLERANCES UNLESS OTHERWISE NOTED:
ALL UNITS ARE INCHES
(2) DECIMAL PLACES: ±.01
(3) DECIMAL PLACES: ±.005
ANGLES: ±.5°
BREAK ALL EDGES .005/.015 X 45°
MACHINED SURFACES TO BE 63 RMS
CRITICAL CHARACTERISTIC - CONTROL
PLAN REQUIRED



CONFIDENTIAL: THIS DRAWING OR
ANY PART THEREOF IS PROPRIETARY
AND MAY NOT BE REPRODUCED OR
COPIED WITHOUT WRITTEN CONSENT
OF ALKON CORPORATION

DRAWN BY	DC	DESCRIPTION
DRAWN DATE	2006-11-27	CYL, TAIL-A-GATER, 6.00 X 4.38, S BRK DA
DRAWING SIZE	B	
MATERIAL	SEE NOTES	PART NUMBER
SCALE	1:4	B3000-379
SHEET #	1 OF 1	